



# The Advocate

**Greater Eastside Ostomy Support Group**  
*An affiliate of the United Ostomy Association of America*

The Greater Eastside Ostomy Support Group is a volunteer-based health organization dedicated to assisting ostomates, their families and supporters who have had or will have an ostomy.

#### Our Goals:

- To provide information, emotional support and educational opportunities for people with a Colostomy, Ileostomy or Urostomy.
- To provide education for individuals, their families and for members of the healthcare profession.
- To provide information for the public.

#### Meetings:

Regular meeting dates are the 1st Wednesday of each month, 6:30pm - 7:30pm on the first floor of Evergreen Hospital, Tan Section, Room #119. An Ostomy nurse will be present at each meeting.

#### Summer Schedule Mark Your Calendars

Date	Time	Speaker/Topic	Room
07/23/16	Sat 5:00-9:00p	Summer Social BBQ @ Laura Vadman's residence	
08/13/16	GEOSG members participating in the Lake Meridian Triathlon Ostomy United (See page 2)		
09/07/16	Wed 6:30-7:30p	Welcome Back Open Forum, Annual registration drive	Tan 119

#### ♥ ♥ ♥ Supply Closet ♥ ♥ ♥

The Ostomy Supply Closet provides supplies free of charge to anyone with an ostomy that has a need due to lack of insurance coverage or is in need of emergency supplies. The Supply Closet is dependent on donations. If you have extra, unneeded supplies, please consider donating them to the Supply Closet.

The supply closet is located at a Public Storage in Kirkland. If you have a need, or know someone who is in need, please contact Laura Vadman ([lovadman@hotmail.com](mailto:lovadman@hotmail.com)) to arrange a time to meet and pick up needed supplies.

## SUMMER SOCIAL BBQ

Laura is providing teriyaki chicken as a main dish and soft drinks. Please bring a dish to share and any additional beverages.

Family and friends are more than welcome!

RSVP to Laura at the phone number below or email Laura at [lovadman@hotmail.com](mailto:lovadman@hotmail.com)

**Date:** July 23rd      **Time:** 5:00 pm      **Location:** The Vadman's  
**Address:** 11202 81st Ave NE, Kirkland, WA 98034  
**Phone:** 425-503-0436



## Ostomy United

Lake Meridian Triathlon, Saturday, August 13, 2016

### It's not too late to join in the fun!!!!

Ostomy United is a team of ostomates, along with their families, friends and nurses, joining together with the goal of participating in and completing a triathlon to inspire and empower those living with ostomies. Ostomy United is currently recruiting additional individuals to participate in the upcoming Lake Meridian Triathlon in August. Participation in the triathlon provides positive awareness to the public and demonstrates that there is "Nothing we can't do!"



### There are three ways to participate:

#### Athlete:

Compete in the entire race or enter as part of a relay with friends and family. If you would like to participate, but aren't sure if you can put a relay team together, no worries. Ostomy United will pair you up with other athletes that are in need of partners.

#### Hooligan:

Become part of the team by attending the triathlon and cheering on the athletes. This is a very important part of the overall team. The presence, support, encouragement and cheering provided by the Hooligans gives the athletes that extra push to complete their goals and fosters an even greater sense of camaraderie.

#### Sponsor:

Get behind the team and sponsor the athletes with monetary donations to help offset costs of participating. Any additional funds will be donated to the UOAA and Youth Rally.

Contact us to join the Team

**Sarah Hunt**

**423-463-5674**

**sarahehunt33@gmail.com**

## Contacts

<b>GEOSG Contacts</b>	<b>E-mail</b>
Laura Vadman, RN, CWON	lovadman@hotmail.com
Laurie Cameron, Ostomate, Treasurer	lauriecmrn@aol.com
Ro Moncrieff, Ostomate	rjmlocal@hotmail.com
Jan Williamson, RN, CWON	jhwilliamson@evergreenhealth.com
Sue Thompson, RN, CWOCN	sthompsonawoc@gmail.com
Quyen Stevenson, ARNP, CWOCN	nursequyen@gmail.com
Tom Davis, Ostomate	ttdavis888@yahoo.com

<b>Manufacturers</b>		
Coloplast	888-726-7872	www.us.coloplast.com
ConvaTec	800-422-8811	www.convatec.com
CyMed	800-582-0707	www.cymed-ostomy.com
Hollister	800-323-4060	www.hollister.com
Marlen	800-321-0591	www.marlenmfg.com
Nu Hope	800-899-5017	www.nu-hope.com
<b>Organizations</b>		
American Cancer Society	800-227-2345	www.cancer.org
Crohn's & Colitis Foundation	800-343-3637	www.ccfa.org
Friends of Ostomates Worldwide		www.fowusa.org
United Ostomy Associations of America	800-826-0826	www.ostomy.org




We're on the web! [www.geosg.org](http://www.geosg.org)

## GEOSG Members Stoma Birthdays




June	July	August	September
Ann Burnet - 1 yr	Pat Roley - 1 yr	Stefanie Derick - 1 yr	Ro Moncrieff - 67 yrs
Mike Freeman - 1 yr	Dave Maltos - 2 yrs	Mel Stottlemire - 2 yrs	
Sharon Ballisty - 20 yrs	Arlene Cornwall - 3 yrs	Laurie Cameron - 6 yrs	

## GEOSG Member Promotion



Joining us at our Summer Social BBQ will be Alan and Heather Kruse's daughter, Sarah Sary. She is a consultant for Thirty-One. Alan has used a small United Airlines First Class overnight pouch/case for years to carry his ileostomy supplies but it is showing its age so he asked her to share what she had to offer. Thirty-One makes zippered pouches that might appeal to some of our group to carry ostomy supplies. Sarah will be there to display the zippered pouches and other tote items that may be of interest to carry ostomy supplies. She also has products for organizing the home, family, and personal items.

For more information see the online catalog: <https://issuu.com/sarahsary/docs/spring-summer-2016-catalog/5?>



## Emergency/ Travel Pouch

## ON THE LIGHTER SIDE

### Wheelchair Soup

By Brenda Elsagher



From Brenda's latest book: *Your Glasses Are On Top Of Your Head*.

For the last few years of my father's life, he was restricted to a wheelchair. Throughout his life, he was always creative when it came to cooking, spicing up meats for the grill or throwing some interesting soup together in the stockpot. That didn't change when he was bound to his wheelchair.

The only difference came when he cleaned out the refrigerator of the wilted veggies and some hunk of meat, the soup was always referred to now as wheelchair soup. After he peeled and cut everything, he'd add various spices into a big stockpot and, ultimately, it

One day I stopped over just as he was serving the "wheelchair soup." We were chatting away when I looked at my soup spoon and found a rubber band.

"Look what I found in my soup, Dad," I said, tilting my spoon forward so he could see the rubber band.

Without missing a beat, he said, "Well I didn't know how many were coming over; I had to find a way to stretch out the soup!"

Brenda Elsagher is an international speaker, author and comedian. Her books include: *If the Battle is Over, Why am I Still in Uniform?*; *I'd Like to Buy a Bowel Please!*; *Bedpan Banter*; *It's in the Bag and Under the Covers*; and *Your Glasses Are on Top of Your Head*.

Check out her website at [livingandlaughing.com](http://livingandlaughing.com)





## Out of Order

By [Janet Buttenwieser](#)

June 14th, 2016

### *Surgical Center, October 18, 8 p.m.*

It felt like I'd been trying to open my eyes for hours. Only I couldn't. The lights above my bed shone far too brightly, and infinitesimal shifts shot pain through my entire body. My abdomen was a cauldron of misery, only two hours past its flayed-open state. "Do I have a colostomy?" a disembodied voice—mine—croaked. A nurse skirted the perimeter of my bed, checking monitors and tubes that snaked out from either side of my body. "No," she said. I had to think about what she meant. My brain, like the rest of me, felt gummed up, and thoughts filtered through in caveman language. *No colostomy. Good.* The effort of processing the information exhausted me. Unconsciousness returned.

### *Bi-Coastal Exam Rooms, July-September*

In summertime, a small group of white, middle-aged, well-educated men were obsessed with my ass. Not my butt, or the way it fit into a pair of blue jeans, but the inside: my anus on upwards.

Before, I'd been an average patient at the research hospital in Seattle, where my time divided itself into thirds: one year of testing to determine that I had Crohn's disease. One year of tinkering with medication to alleviate my symptoms: tailbone-area pain, blood- and mucous-coated shit, a need to move my bowels more than ten times a day. One year on steroids, which my doctor loved and I hated. A chance conversation with a family friend led me to the office of a medical school classmate of my father's to seek a second opinion. After repeating some of the tests I'd had done at the research hospital, he called me back to his office. "I don't think you have Crohn's disease," he said from his position on a stool at one end of the exam room. I shifted in surprise, the exam table paper crackling under my thighs. He thought I had a growth on the outside of my intestine that was pushing through to the inside. He wrote down the name of a surgeon who had operated on his wife. He also recommended that I go see a surgeon at a top hospital in Boston, where I grew up and my parents still lived. The more opinions, he reasoned, the better.

So, my boyfriend Matt and I got on an airplane. We must've looked like a normal young couple going on vacation, holding hands as we stared at the clouds out the window, my short frame leaned against his tall one as I tried to sleep sitting up.



In Boston, more scans, more lying on my side to endure the intestinal scope. Part of having a unique set of symptoms meant submitting to the same battery of tests each time I saw a new doctor. Maybe medical establishments were like spy organizations or the Mafia in that way, only trusting the intel that came from inside their own group. My parents came with me to the appointment. My mother wore a fuchsia blouse and her trademark purple Converse high tops. My father's thick bifocals, usually smudged with fingerprints, had been cleaned for the occasion. How would it feel to accompany your twenty-eight-year-old daughter to the doctor, to look at her and imagine a tumor growing inside her, this person you created, birthed, and raised? The three of us sat shoulder-to-shoulder in the doctor's fluorescent-lit office as he made his pronouncement, the same as the doctors' in Seattle: A growth. Not Crohn's disease.

In the space of two months my lifelong, chronic disease that affects approximately 500,000 Americans became a temporary problem that seemed fixable. The thought of shedding my incurable status thrilled me.

At the research hospital, I'd been just another patient with Crohn's. With this new diagnosis, I became a once-in-a-career patient. Distinguished surgeons held meetings about me, discussed what kind of growth might be in-

*Continued on next page*

side of me, and how to get it out. They poured their expertise into my case. I felt like a princess. These were my suitors. One of them would cure me. There would be a happy ending. Sitting there in the surgeon's office a few miles from Boston Lying-In Hospital where I was born, though, it all began to sink in: abdominal surgery, with its accompanying pain and fatigue; total reliance on gentle, kind Matt; being completely at the mercy of the doctors. My doctors were the experts and I had to do what I was told without protest: submit to numerous tests, pokes, and prods. I was not a princess; I was a case. I felt fortunate to be in the position I was in, receiving care from some of the best doctors in the country, maybe the world. But in the end, privilege would only buy me so much. I was still a patient. I still had to be cut open.

In the parking garage after the appointment, my parents and I paused by the car while my father fished into his pocket for his keys. He turned to me.

I thought my father, Harvard-educated in English Literature and medicine, would surely have something wise to say.

"Well," he said, pausing as he searched for the right phrase. And then he found it. "This sucks."

### ***Colon and Rectal Clinic, August 4, 2 p.m.***

Back in Seattle, the first sign that I'd stepped up to a higher level of medical care: the impossibly clear water in the exotic fish tank. I sat in the waiting room and filled out paperwork. There were a handful of other patients, all of them mid-

dle-aged or elderly, accompanied by their spouses. The nurse greeted each of them familiarly and brought them back to the exam rooms to wait some more. After I'd finished my paperwork and watched the fish make a few laps around the tank, it was my turn to follow the nurse around the reception desk to the exam room. Three floor-to-ceiling windows revealed a view of downtown Seattle and Elliott Bay beyond. Puffs of clouds drifted lazily by the window, in no hurry to block the August sunlight. My pulse quickened as the door closed behind me. What was the doctor going to tell me?

A confident knock drew my attention away from the window. In strode a six-and-a-half-foot tall man in a long white coat. He extended a slender-fingered hand, smiled to reveal a set of straight teeth. His eyes met mine to punctuate the well-polished greeting. He did not sit down. He told me he'd looked at my chart. If he were to perform my surgery, he said, he would do it with another doctor from the same hospital. "We are the two best colorectal surgeons on the West Coast," he said, beaming. I don't know what authority originally made this pronouncement other than himself, but sitting there in the exam room, I was impressed. I felt a surge of flattery. Me, worthy of being operated on by a team of stellar surgeons. He opened the door and stepped aside to let me walk through first.

"Let's take a look at your films."

### ***Campus Financial Services, September***

I had insurance. Good insurance.

I'd just completed my first quarter of graduate school at the University of Washington. As a full-time student pursuing a master's degree in library and information science, I could enroll in the generous student plan. The low-cost insurance covered eighty percent of expenses until a certain cap, at which point it covered 100 percent. I would reach the cap in my first hour of surgery.



But a problem

arose. Because the coverage started with the fall quarter, the university had a rule that a student needed to be enrolled in at least one class in order to be eligible for the insurance. My surgery was scheduled for October, less than a month into the fall quarter. I wouldn't be able to attend class for several weeks following the surgery, maybe even months. How could I enroll in school if I couldn't go?

"It's kind of ironic, isn't it?" the woman at the student insurance office said.

She suggested that I sign up for an independent study. I connected with a librarian I'd done some volunteer tutoring with the previous year, and made a plan to assist her in creating curriculum guides to accompany library kits for preschoolers. I would do research on child development and write a paper.

I went to the downtown library to meet with the librarian. I sat in a hard plastic chair in her cramped office while she piled picture

*Continued on page 6*

books and documents into a cardboard box. The sun was bright behind the opaque window at my back, glinting off the shiny covers of *Bats at the Beach* and *Lemonade Sun*. After my surgery, I would only be allowed to carry objects that were less than ten pounds. It was strange to think that, in a few weeks, I'd be unable to lift the box she was now filling. Her supervisor came into the office to ask her a question, and introduced himself to me. "Good luck with your knee surgery," he said brightly as he turned to leave. I thought the librarian must have told him that I'd be having an operation and he assumed the more common procedure of a healthy twenty-something.

"It's not knee surgery," I said. "It's intestinal surgery." My smile went a little too wide as I overemphasized *intestinal*. "Oh," he said, and his own smile collapsed.

\*\*\*\*\*

I was grateful for the insurance, though it pissed me off to have to jump through hoops to get it. My family could have afforded to pay out-of-pocket for the whole thing. I'd like to say that I felt lucky to be able to afford the surgery, just as I was fortunate to be able to see top-in-their-field specialists, but I wasn't happy. According to census data, I learned years later, 38.4 million Americans had no health insurance in 1999, the year of my surgery. If I'd been in a different financial position, I probably wouldn't have been able to go get that second opinion. Maybe the growth would have

eventually gotten bigger and I would have had the surgery. But I would have had to wait for it to become more emergent. Maybe all those years later I'd still think I had Crohn's. Maybe I'd be dead.

Back then, though, I wasn't thinking about the bullshit that is our country's health care system. I was focused inward: my body, my surgery, my miracle cure. I awoke each day with a purpose: attend pre-op appointment; buy a stack of trashy magazines; book a hotel room for my parents, who were coming to Seattle for the surgery and recovery effort. The daylight faded noticeably earlier each afternoon as I drove around town, the light slanting between tree branches as the leaves changed into their fall attire of yellow, orange, red. I was unaware of the way in which time was about to slow down for me. Soon I'd be watching the season unfurl slowly as I looked out my living room window or went for slow walks in my neighborhood, my stitched-up body bent forward as though held together at my navel.

***Surgical Center,  
October 18, 1 p.m.***

I sat in bed in a curtained-off room, trying to cry quietly so that the other patients wouldn't hear me. Matt and my parents were crowded in with me, trying to comfort me. I wore a hospital gown and compression stockings to help prevent blood clots. My IV port was in my arm, but the IV itself had not been hooked up yet. The ostomy nurse had just left after using a black permanent

marker to draw two circles on either side of my navel. These were the places where the surgeon would make the cut for the ostomy. If things went well, they'd be able to remove the entire growth without removing my anus. They would cut my ileum, the place where my small and large intestine met. I would have a temporary ileostomy while my colon healed, and then another surgery four months later to hook the whole intestine back together and close the ileostomy. If, however, things weren't as they'd hoped, I'd wake up with a permanent colostomy. There were worse scenarios: they weren't sure that they'd be able to get the growth out at all, and, while they thought it was benign, it could turn out to be cancerous.

These things were bad enough to cry about, but they weren't what had triggered the crying. The tears came when the nurse told me that I would be in a double room even though I'd requested a private room. I couldn't imagine sharing space with a stranger after a major surgery. Would I have to muster the energy to make small talk? Would my roommate watch the ostomy instructional video along with me? I waited until the nurse left before I began crying, but now I couldn't stop. One of my surgeons poked his head through the curtain. He gave me a sympathetic look.

"We're going to take good care of you, Janet," he said. "Get you all fixed up."

My father told him of the rooming situation, and he nodded.

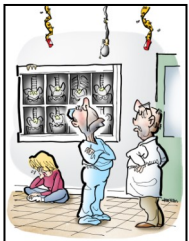
"Let me see what I can do," he

said, and ducked back behind the curtain. He returned a few minutes later. "I switched you with one of my patients who's having surgery after you. He won't mind. Besides, your Dad's a VIP." I felt a brief beat of guilt, followed immediately by relief. Then the nurse returned and my heart jumped back into my throat. It was time to go upstairs.

***Colon and Rectal Clinic,  
August 4, 2:15 p.m.***

The films from my CAT scan sat in a large envelope tucked under the doctor's arm. The film reader was located across the hall. We wound our way across the plush carpet to the other side of the U-shaped hallway.

The reader was not in another room, as my TV hospital drama-fied mind had assumed, but actually in the hallway itself. The fish tank sat on the other side of the wall, entertaining another set of waiting patients. He slid the films out of their sleeve and into their slots in one fluid movement. He flipped a switch and the reader lit up, exposing my lower half: pelvic bones, coccyx, abdomen, colon. He pointed to a golf-ball-sized white area, near the bottom of my spine. Radiologists at the research hospital had identified this as an abscess, a common complication of Crohn's.



"Here's where your problem is," he said, tapping

the film with his index finger. He did not think it was an abscess. He thought it was a growth, he said, probably a benign one, but one that needed to come out. Perhaps it was his lanky figure evoking thoughts of high school athletics, but in the hallway I began to feel not so much like a patient as a member of a basketball team standing in front of the chalkboard while Coach outlined the plan for Saturday's game. Looking at my own films, it wasn't hard to separate my mind from my body, floating above the conversation as though this were someone else's surgery we discussed. I smacked back down to earth, though, when he said, "you're probably looking at a permanent colostomy."

"What?" was all I could manage. "We'd take out your rectum, your anus," he was saying. "It's hard to tell for sure where this mass is until we open you up," he said. "But it looks too low to me to be able to give you any function in your colon." He went on to explain that, if things were better than he expected, he would just remove my rectum and use part of my upper colon to form a new one. "It's called a j-pouch," he said. He was talking fast, like a car salesman. It was too much information to process. I wanted to leave my body again, to float through the walls and outside into the sunshine, away from this corridor of bad news. But I was rooted to the carpet, my eyes locked on my film, the white mass. I could feel it inside me, like someone's thumb pressing into my tailbone as if it were a

piece of clay they were trying to sculpt into a wine goblet or a vase.

A door opened beside us and another doctor emerged from his office. I hoped that my doctor would take down the films, suggest we continue the conversation back in the exam room. Instead, he greeted the other doctor, who stopped on his way to the front desk. I thought he might look at my scan, deliver his own opinion before passing them around the lobby for general comments. But he seemed to take no notice of them, or even of me. He looked up at the ceiling above their heads.

"That light bulb has been burned out for a long time," he said. "You're right," my doctor said. The two men stood there, heads tilted back, trying to puzzle it out. "Let the girls know," my doctor suggested, and the other doctor nodded before continuing down the hall. I assumed he meant the two women dressed in nursing scrubs who sat at the front desk. I imagined that, in an office this small, these women functioned as both medical assistants and receptionists.

"We are the two best colorectal surgeons on the West Coast," he'd said. A hierarchy existed, I understood now, an elitism. *The girls*, he'd called the women who ran the office. If they were girls, what was I? I was twenty-eight, hardly a girl but younger than anyone who worked there. Too young, maybe, or too shy, to assert myself right then, to say *I don't care if you're the best colorectal surgeon in the world, no*



Out of Order  
Continued from page 7

*fucking way are you giving me a colostomy.*

### **Surgical Center, October 18, 3 p.m.**

The instant the liquid entered my IV, I felt a wave of calm wash over me. Everything would be fine. They would fix me right up. Matt kissed me goodbye, and the nurse wheeled me into the operating room. It didn't match the vision I'd formed from years of watching medical dramas. This operating room was small and very cold. Bowls of surgical instruments lined the shelves on one wall. Only the lights were as they appeared on TV: round stainless steel fixtures ringed with bright, circular bulbs hung from the ceiling and a few wheeled stands at the edges of the room. Two nurses helped me onto the table. Bob Dylan played softly in the background. One surgeon was there, along with a resident and the anesthesiologist.



Bob Dylan played softly in the background. One surgeon was there, along with a resident and the anesthesiologist. "This reminds me of college," I said. I meant that the combination of the sedative and the lyrics to "Don't Think Twice, It's Alright" coming from a portable stereo I couldn't see reminded me of getting high on tapestried couches in over-warm dorm rooms. But that was way too much to form into

words.

"Where did you go to college?" the surgeon asked.

"Colorado," I said.

"Beautiful mountains there," he said. I wanted to agree, to talk about mountains I'd hiked in Colorado, the ones I hoped to climb in Washington once I'd recovered. I wanted to tell him that maybe now I'd get a second chance at young adulthood. Maybe I'd be able to do things in their proper sequence and save the sick bed for old age. But in my near-unconscious state I couldn't connect thoughts to words; I could only smile. Someone placed a mask over my face. I coughed.

The harmonica cut out. Dylan, his voice a whisper, called me babe and told me over and over that it was all right. Guitar notes faded as he retreated down the dark side of the road.

\*\*\*\*\*

Janet Bittenwieser's work has appeared in *Under the Sun*, *Potomac Review*, *The Pinch*, *Bellevue Literary Review*, and elsewhere. She's been nominated for a Pushcart Prize, was a finalist for Oregon Quarterly's Northwest Perspectives Essay Contest, and won honorable mention in the *Atlantic* Student Writing contest, the New Millennium Writings Award and the Artsmith Literary Award. She has an MFA from the Northwest Institute of Literary Arts. Visit her online at [janetbittenwieser.com/](http://janetbittenwieser.com/).

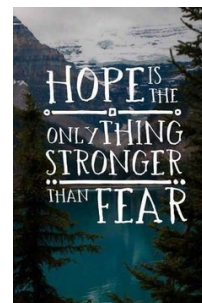
## **Personal Stories of Healing & Hope**

We need your stories. What lead up to your ostomy surgery? How have you handled the difficulties that are inevitable when recovering from your surgery? What are your special "tricks of the trade"? Do you have any funny stories to tell? Have you travelled with your ostomy? Do you have any pictures to share with the group? Would you rather write up your story anonymously? We're looking to inspire, comfort, encourage and possibly even entertain those who have new ostomies and those who may be facing ostomy surgery.

One story for every newsletter would be fantastic. If you are willing to share, please submit your written story to Laurie at [lauriecmmr@gmail.com](mailto:lauriecmmr@gmail.com). This is a wonderful opportunity to not only feel empowered by your own journey, but to also assist those who are just starting down the path.

"Our greatest glory is  
not in never falling,  
but in rising every  
time we fall."

Confucius





## What is a Parastomal Hernia? (An Ostomy Hernia)

### What is a Hernia?

A hernia is when there is a rip/tear in muscle tissue that causes a portion of the abdomen (particularly, the intestine) to bulge through. This causes pain when standing up, moving the abdomen, or any kind of tension on the abdomen including coughing, sneezing, laughing, bending over, picking up objects, etc.

### What is a parastomal hernia?

Having a stoma can develop into an ostomy specific type of hernia called a parastomal hernia. Since a stoma passes through the abdomen, it can compromise the strength of the muscular abdomen wall. These weakened muscles can come away from the stoma, weakening its integrity and causing the intestine to bulge.

A stoma hernia is typically not painful, but can be very uncomfortable and unnerving, not to mention more difficult to manage and care for. As the stoma grows, it can become more difficult to attach ostomy wafers and pouches. It can also eventually lead to intestinal twisting/kinking that can cause serious damage to the intestine by cutting off blood vessels. (This, of course, requires immediate medical attention as being left untreated can be very dangerous.)

### What Causes Parastomal Hernia?

Coughing, sneezing, heavy lifting and being overweight all put pressure on the abdominal wall and

a stoma. Over time, muscles can weaken to the point a stoma begins to protrude and push out due to the pressure of the guts behind it. There are many possible origins for parastomal hernia to develop. Some are related to surgery and a poorly placed stoma or a developing infection around the border. Other causes are related to an individual's health, such as being overweight, heavy lifting, any kind of physical strain, or a combination of these factors.

### How common is a parastomal hernia?

In the 1990's, the United Ostomy Association found that a hernia is one of the most common complications for Ostomy patients. Ostomy hernias happen to about 30% of all stomas. It's more common with Colostomy than Ileostomy or Urostomy.

### How is a Parastomal Hernia treated?

Surgery is the most common repair for any type of large hernia. Typically, if the hernia is not recurring, doctors will recommend a Hernia Belt and appliance changes before recommending surgery. A hernia belt is designed for individuals with small hernias or those where surgery can be risky or further compromise one's health. A hernia belt is a firm, wide belt that helps support the stoma and muscle tissue around it externally. As for surgery, doctor opinions vary based on their preferences for

proper care and an individual's needs. There are two options for the surgeon:

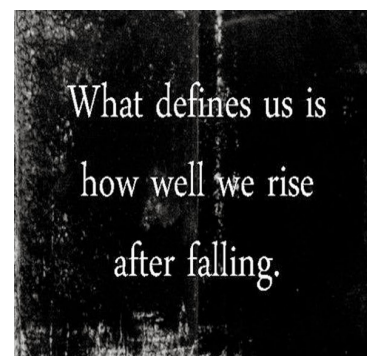
1. To repair the muscle tissue around the stoma (either with stitching or mesh).
2. Create a new opening in a healthy spot and close off the old one.

In some cases, *Option 1* isn't applicable; either the hernia is too large or the surgery is too risky. And some surgeons will choose to relocate the stoma first and install mesh if the problem persists. However, today, often a mesh is implanted instead of stitches. This is the ideal method of repairing a hernia.

A mesh is laid across the herniated muscle tissue, helping to hold the muscle together and increasing its strength & integrity. The mesh also speeds recovery times over other methods and reinforces the tissue; patients can often be mobile again within a matter of days.

### Summary

An ostomy certainly increases the risk of a hernia. Discuss with a doctor and nurses for the facts and tips to manage your individual stoma – even if you do not



[www.beebeWala.blogspot.com](http://www.beebeWala.blogspot.com)

**Save the Date!**



**Join us in California!**

***"Journey To A  
Bright Future"***

**National Ostomy Conference**

**August \*22-26, 2017**

**Hotel Irvine  
Irvine, California**

- Education Sessions**
- Stoma Clinic**
- Ostomy Product Exhibit Hall**
- Special Events**

**Reservations and Conf. Registration open in 2017!**

**Updates at [www.ostomy.org](http://www.ostomy.org)**

**\*Programming begins on August 23rd**

**United Ostomy Associations of America**

**Call us at 800.826.0826**

**or email: [oa@ostomy.org](mailto:oa@ostomy.org)**



## **The Phoenix Magazine**



[The Phoenix](#) is America's leading ostomy patient magazine providing colostomy, ileostomy, urostomy and continent diversion information, management techniques, new products and much more.

Each 80-page issue features professionally written, in-depth articles on topics new and experienced ostomy patients care about such as stories of recovery after colostomy, ileostomy, urostomy or continent diversionary surgery; ostomy care advice in Ask the Ostomy Nurse and Ask the Doctor and living a full life with an ostomy pouch (bag).

[The Phoenix](#) magazine is published quarterly – March, June, September and December. Annual subscriptions are \$29.95 and two-year subscriptions are \$49.95. The [Premier Online Edition](#) allows instant access for only \$19.95 per year.

**<http://www.phoenixuoaa.org/>**



[www.facebook.com/GreaterEastsideOstomySupportGroup/](https://www.facebook.com/GreaterEastsideOstomySupportGroup/)